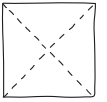


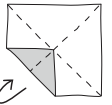
Kindness Katcher

How to Make

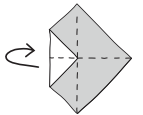
1. Cut along the outline of the square. Fold and unfold the square in half diagonally in both directions to make two creases that form an X.



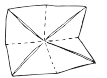
2. Place the paper facedown, and then fold each of the four corners in so that their points touch the center.



3. Turn the paper over so the flaps are facedown. Again, fold each of the four corners in so their points touch the center.



4. Fold the square in half, making a rectangle. Unfold and fold in half in the opposite direction, making a rectangle.



5. Slide both index fingers and thumbs under the four flaps.



6. Use your thumbs and index fingers to pinch the top corners together and form a point. You are ready to play.

